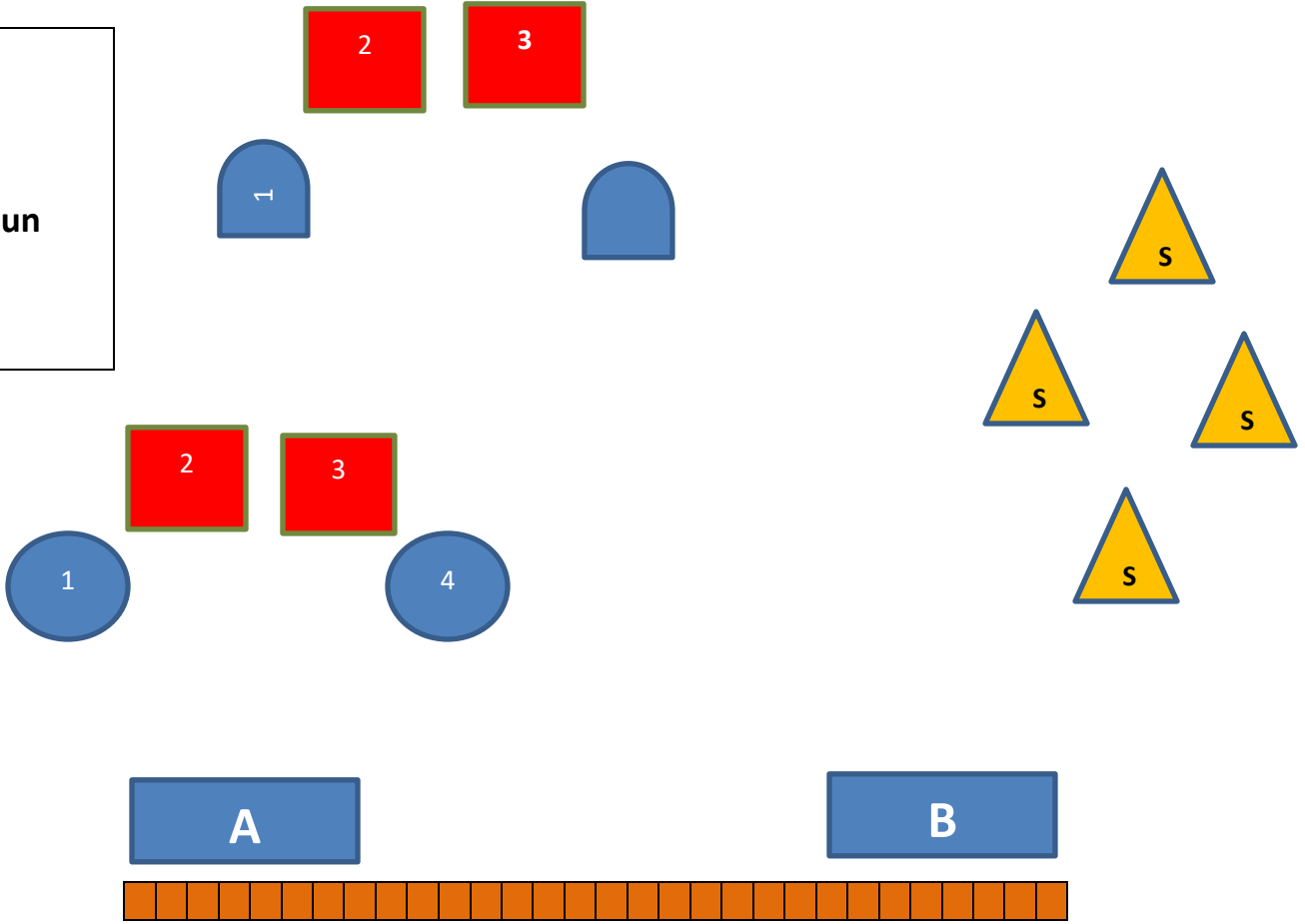


10 Rifle  
10 Pistol  
4+ Shotgun



# Stage 1 – Bay 1- Upper Gulch

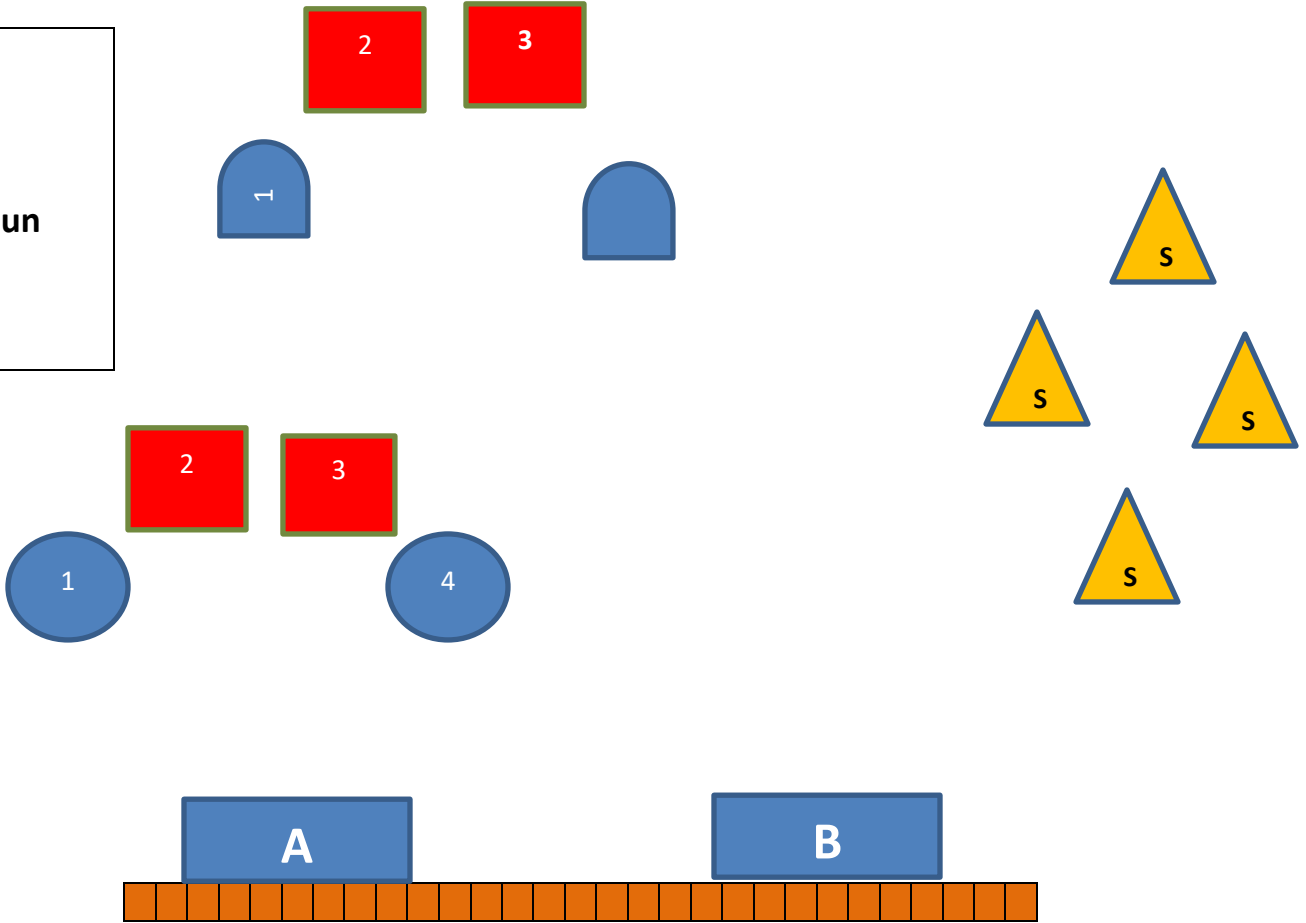
**Guns:** Rifle loaded ten rounds staged safely.. Shotgun open and empty staged safely. Pistols loaded five rounds each holstered.

**Start:** with hands flat on table not touching any gun.

**Shooting:** Gun order shooters choice. Both positions must be used.

- **IF** With pistols shoot the pistol targets in a 1,4,4,2,4,4,3,4,4,4 pattern
- **IF** With rifle shoot the rifle targets in a 1,4,4,2,4,4,3,4,4,4 pattern
- **IF** with Shotgun shoot the four shotgun targets till down.

10 Rifle  
10 Pistol  
4+ Shotgun



## Stage 2 – Bay 1- Upper Gulch

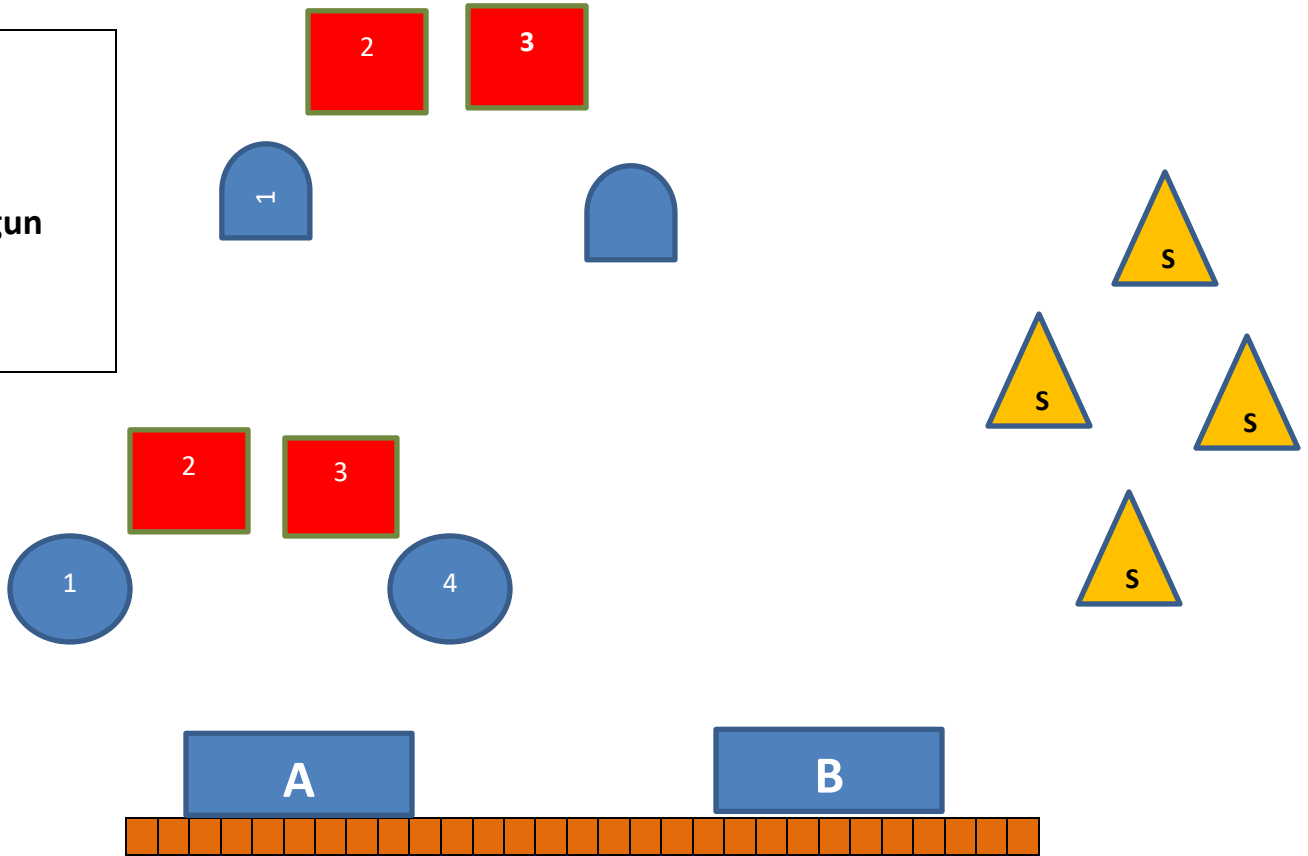
**Guns:** Rifle loaded ten rounds staged safely.. Shotgun open and empty staged safely. Pistols loaded five rounds each holstered.

**Start:** with hands on your hips.

**Shooting:** Gun order shooters choice. Both positions must be used.

- **IF** With pistols shoot the pistol targets in a continuous Nevada sweep starting on either end.
- **IF** With rifle shoot the rifle targets in a continuous Nevada sweep starting on either end.
- **IF** with Shotgun shoot the four shotgun targets till down.

10 Rifle  
10 Pistol  
4+ Shotgun



## Stage 3 – Bay 1- Upper Gulch

**Guns:** Rifle loaded ten rounds staged safely.. Shotgun open and empty staged safely. Pistols loaded five rounds each holstered.

**Start:** with hands at low surrender.

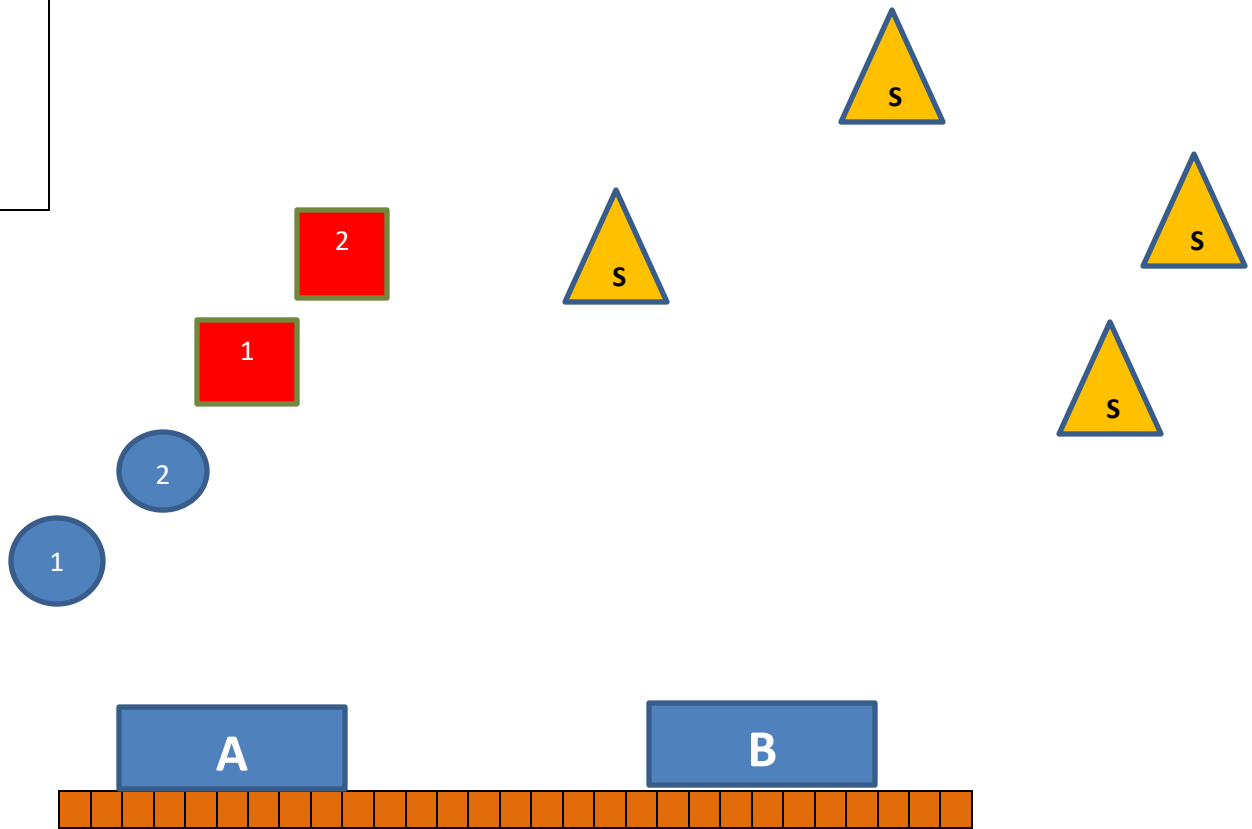
**Shooting:** Gun order shooters choice. Both positions must be used.

- **IF** With pistols shoot the pistol targets in a 1,2,2,3,3,4,1,2,3,4 sweep.
- **IF** With rifle shoot the rifle targets in a 1,2,2,3,3,4,1,2,3,4 sweep.
- **IF** with Shotgun shoot the four shotgun targets till down.

10+ Rifle

10+ Pistol

4+ Shotgun



## Stage 4 – Bay 3

**Guns:** Rifle loaded ten rounds staged safely.. Shotgun open and empty staged safely. Pistols loaded five rounds each holstered.

**Start:** with A Salute. Indicate ready by saying "Independence Day"

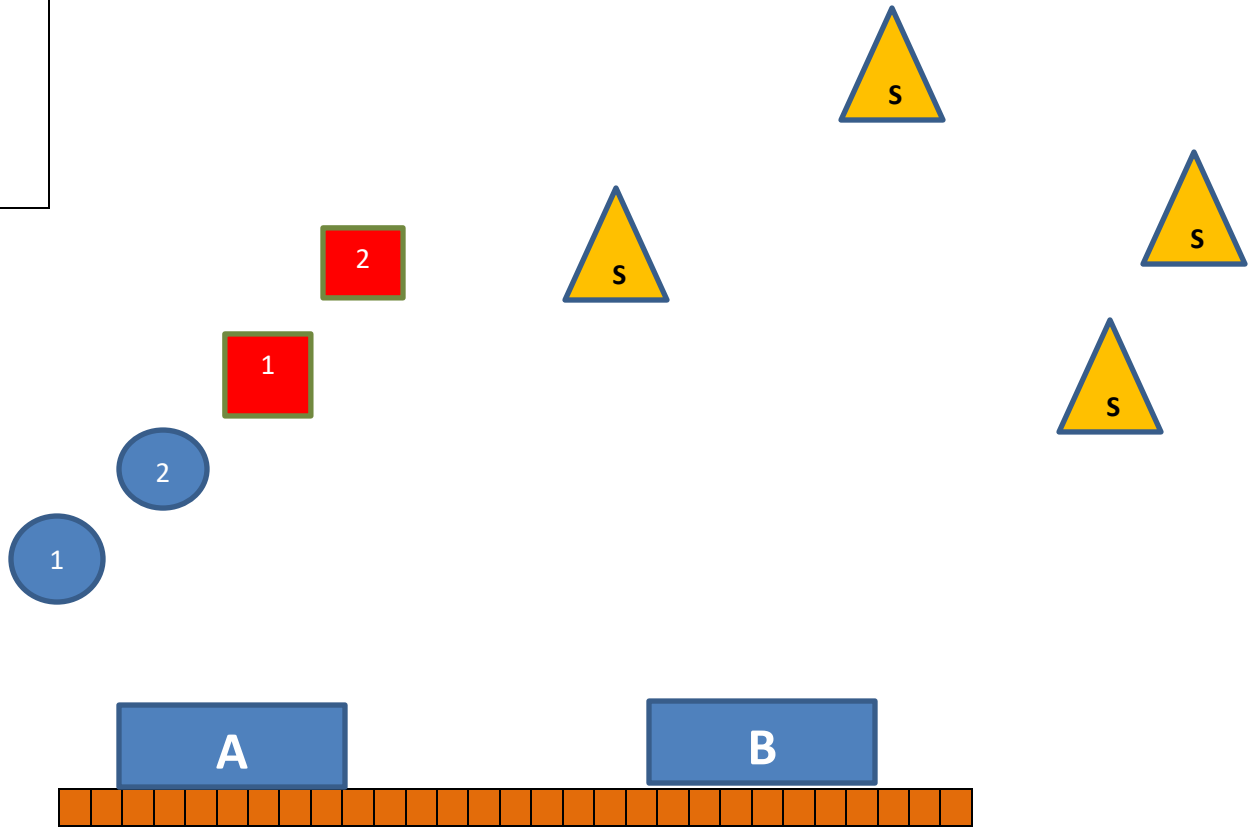
**Shooting:** Gun order shooters choice. Both positions must be used

- **IF** With Rifle and pistols, engage the four targets with a 1776 round count' The extra round may be loaded in any gun except the shotgun after the buzzer
- **IF** with Shotgun shoot the four shotgun targets till down.

10 Rifle

10 Pistol

4+ Shotgun



## Stage 5 – Bay 3

**Guns:** Rifle loaded ten rounds staged safely.. Shotgun open and empty staged safely. Pistols loaded five rounds each holstered.

**Start:** with hands on your hat.

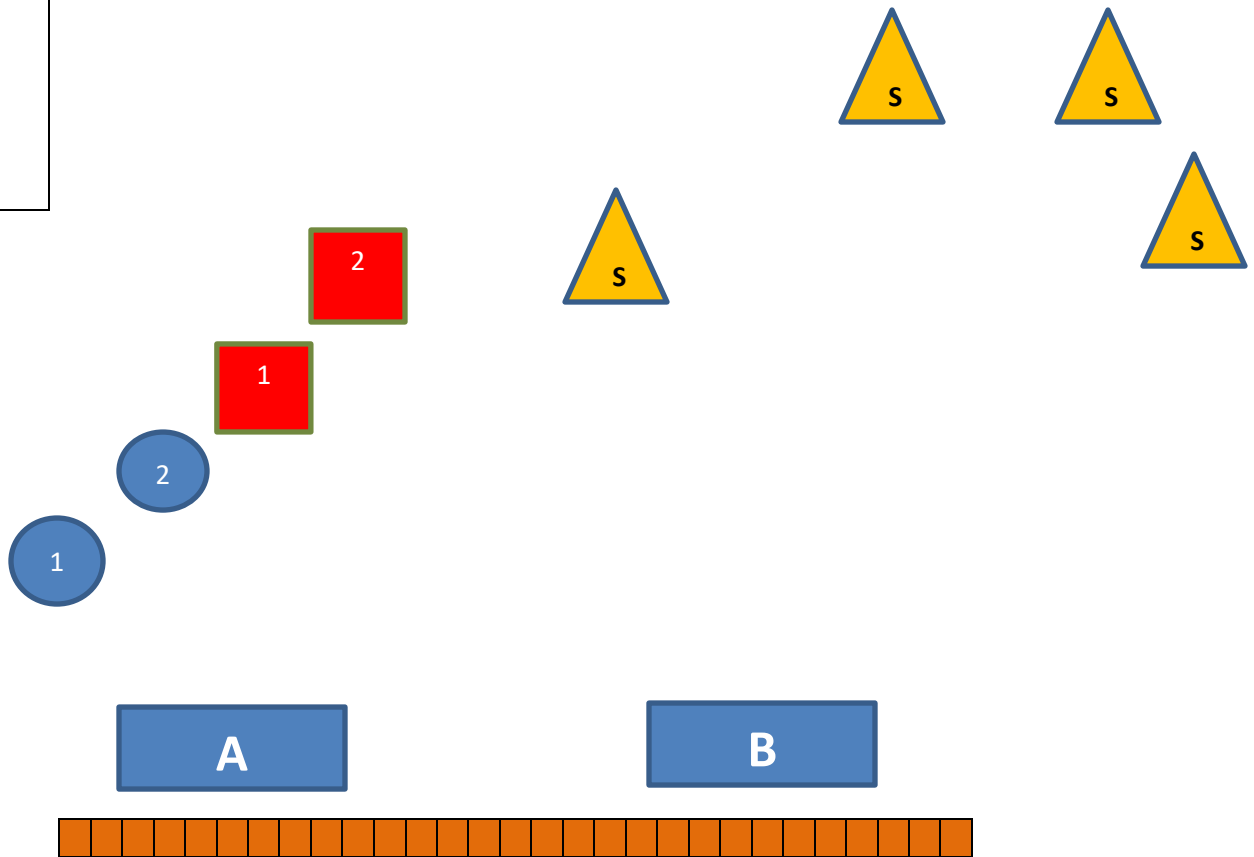
**Shooting:** Gun order shooters choice. Both positions must be used

- **IF** with Rifle, engage the two rifle targets with 5 rounds on each.
- **IF** with pistols, engage two pistol targets with 5 rounds on each.
- **IF** with Shotgun shoot the four shotgun targets till down.

10 Rifle

10 Pistol

4+ Shotgun



## Stage 6 – Bay 3

**Guns:** Rifle loaded ten rounds staged safely.. Shotgun open and empty staged safely. Pistols loaded five rounds each holstered.

**Start:** with gun(s) of choice in hand(s).

**Shooting:** Gun order shooters choice. Both positions must be used

- **IF** with Rifle, engage the two rifle targets with double tape Nevada sweep from either end.
- **IF** with pistols, engage two pistol targets with double tape Nevada sweep from either end
- **IF** with Shotgun shoot the four shotgun targets till down.