

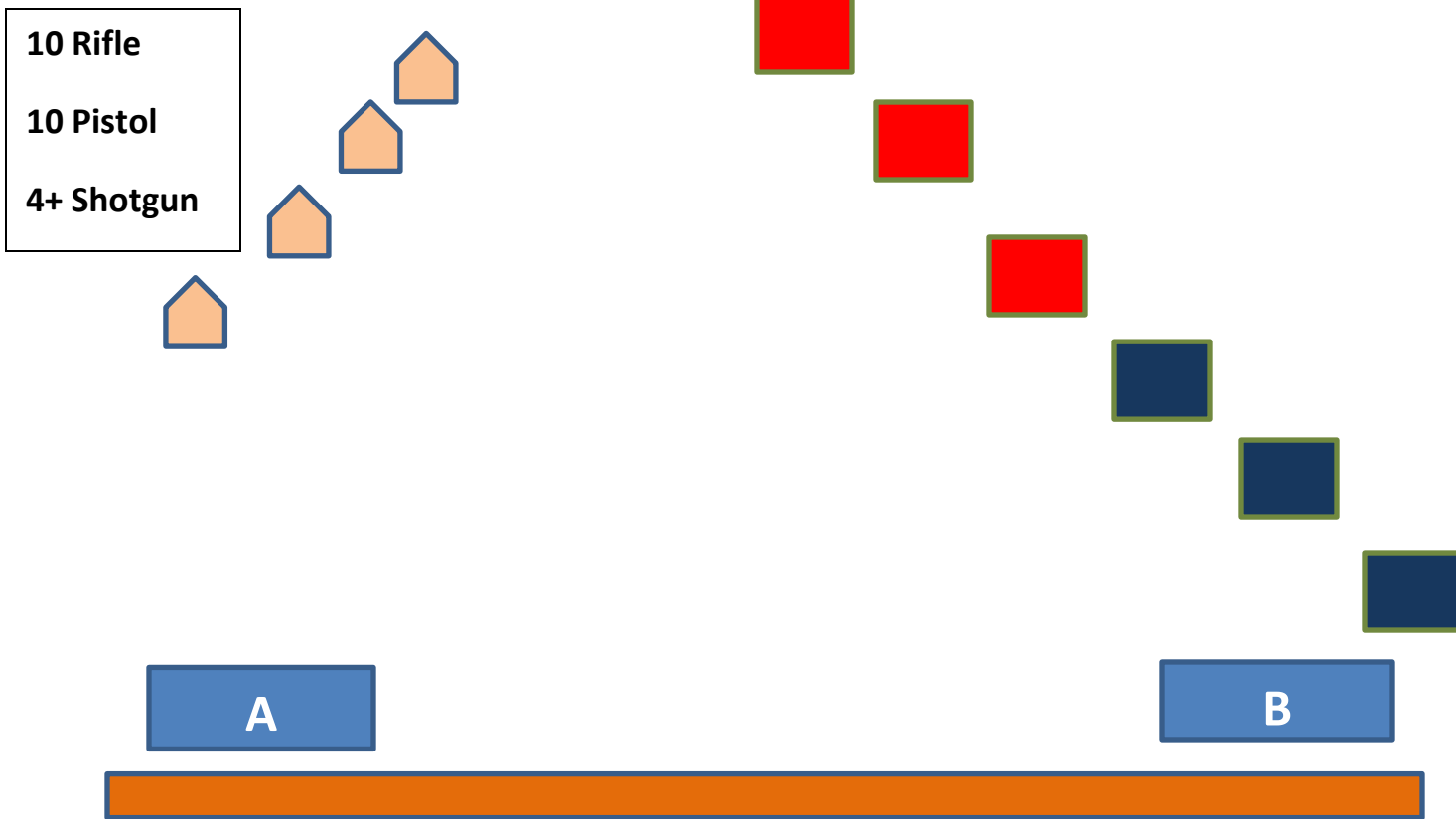
Stage 1 – Bay One - Upper Gulch

Guns: Rifle loaded ten rounds staged safely, Shotgun open and empty staged safely, Pistols loaded five rounds each holstered.

Start: In front of any table with hands at low surrender.

Shooting: Gun order shooters choice. Both positions must be used.

- If with Rifle from table A, engage the three rifle targets (last three targets) in two 1-3-1 Sweeps from either end. Second sweep must start on the same end as the first.
- If with pistols from table A, engage three pistol targets (first three targets) in two 1-3-1 Sweeps from either end. . Second sweep must start on the same end as the first.
- With Shotgun shoot the four shotgun targets until down.



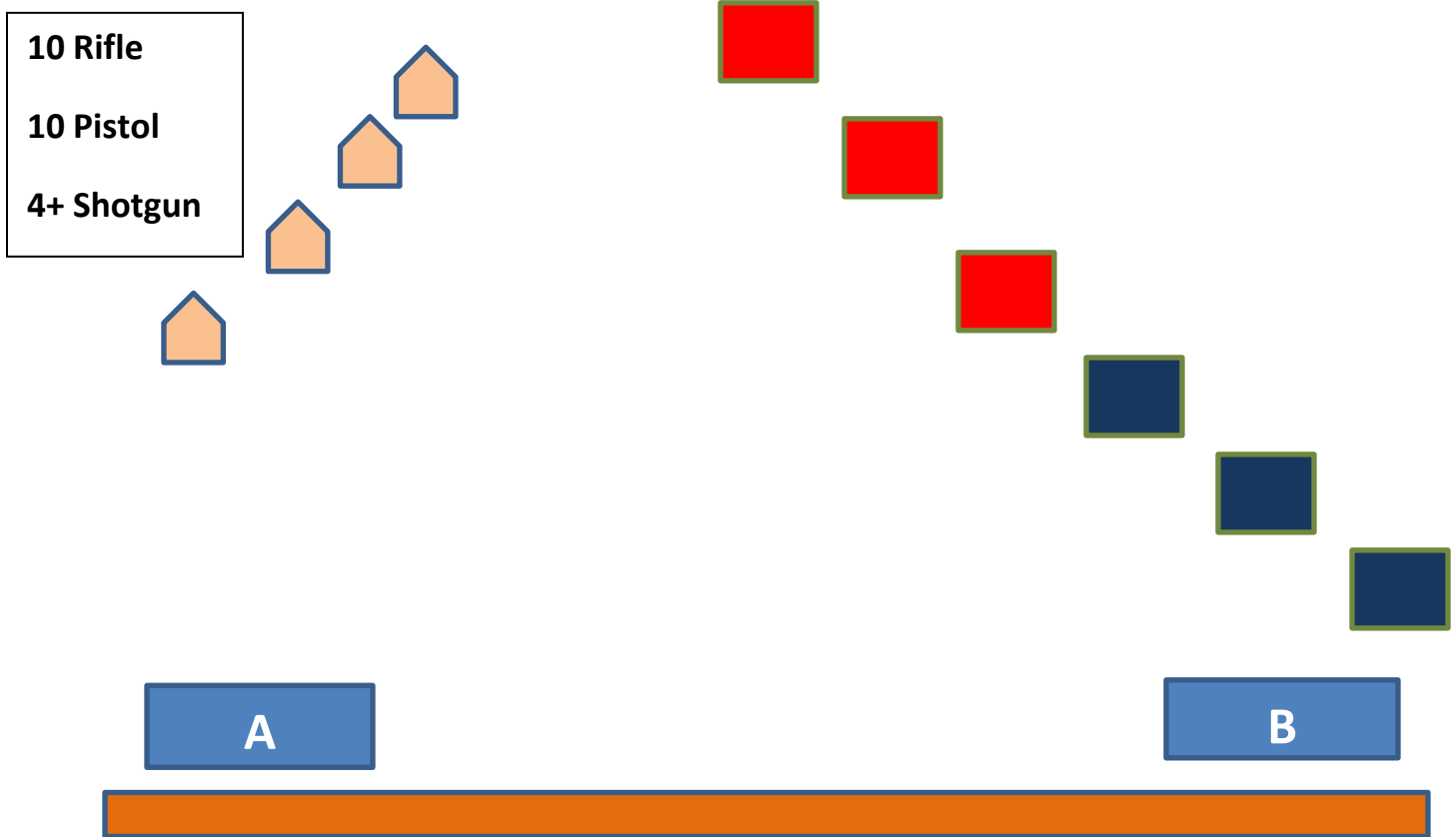
Stage 2 – Bay One – Upper Gulch

Guns: Rifle loaded ten rounds staged safely, Shotgun open and empty staged safely, Pistols loaded five rounds each holstered.

Start: In front of any table with hands at low surrender.

Shooting: Gun order shooters choice. Both positions must be used.

- If with Rifle and pistols from table A, engage the six rifle/pistol targets for 20 rounds with at least 3 rounds on each target.
- If with Shotgun, shoot the four shotgun targets until down



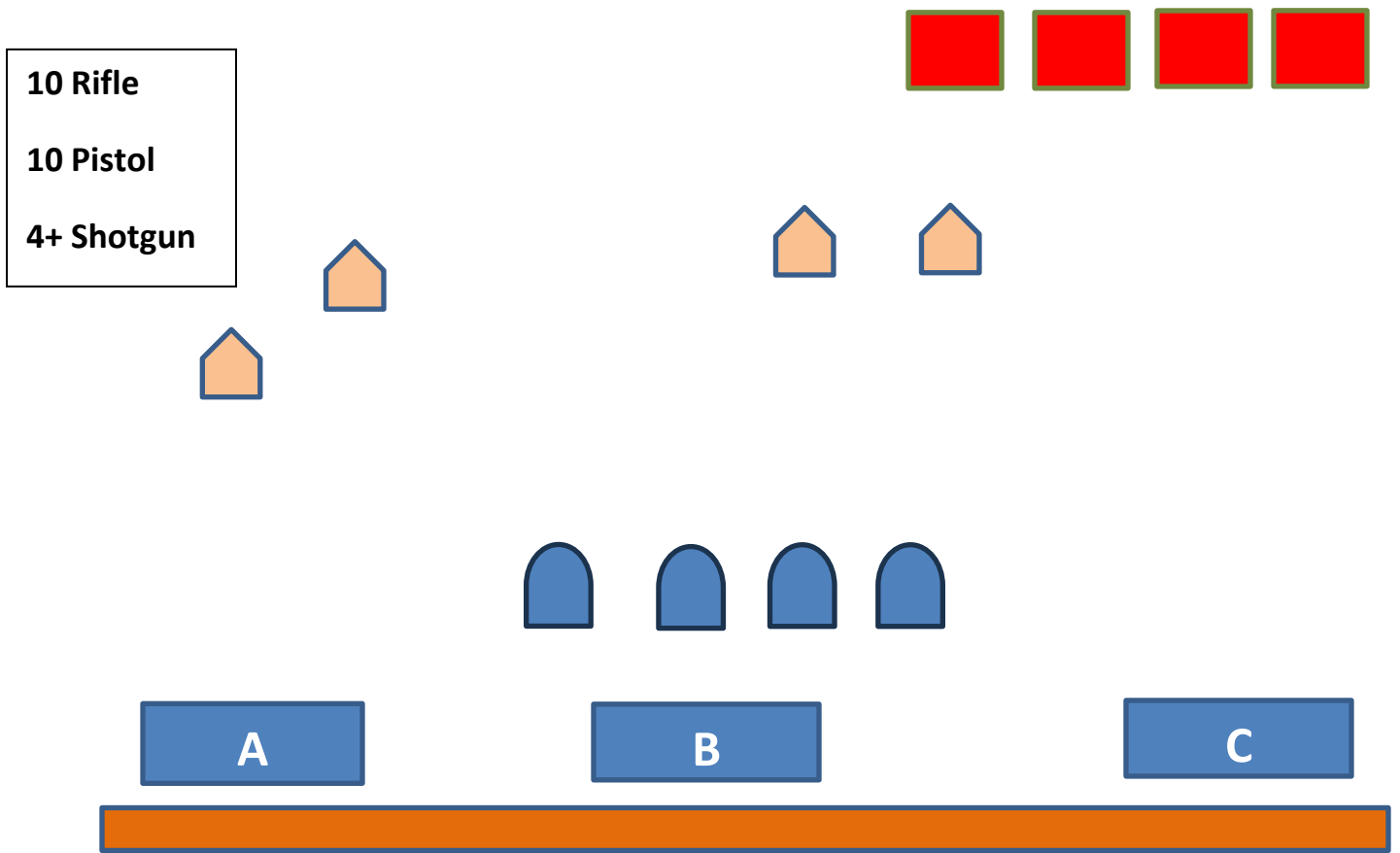
Stage 3 – Bay One - Upper Gulch

Guns: Rifle loaded ten rounds staged safely, Shotgun open and empty staged safely, Pistols loaded five rounds each holstered.

Start: In front of a table with thumbs tucked in gun belt.

Shooting: Gun order shooters choice. Both positions must be used.

- If with Rifle from table A, engage the three rifle targets (last three targets) in a continuous double tap Nevada Sweep starting on any target.
- If with pistols from table A, engage three pistol targets (first three targets) in a continuous double tap Nevada Sweep starting on any target
- If with Shotgun shoot the four shotgun targets until down.



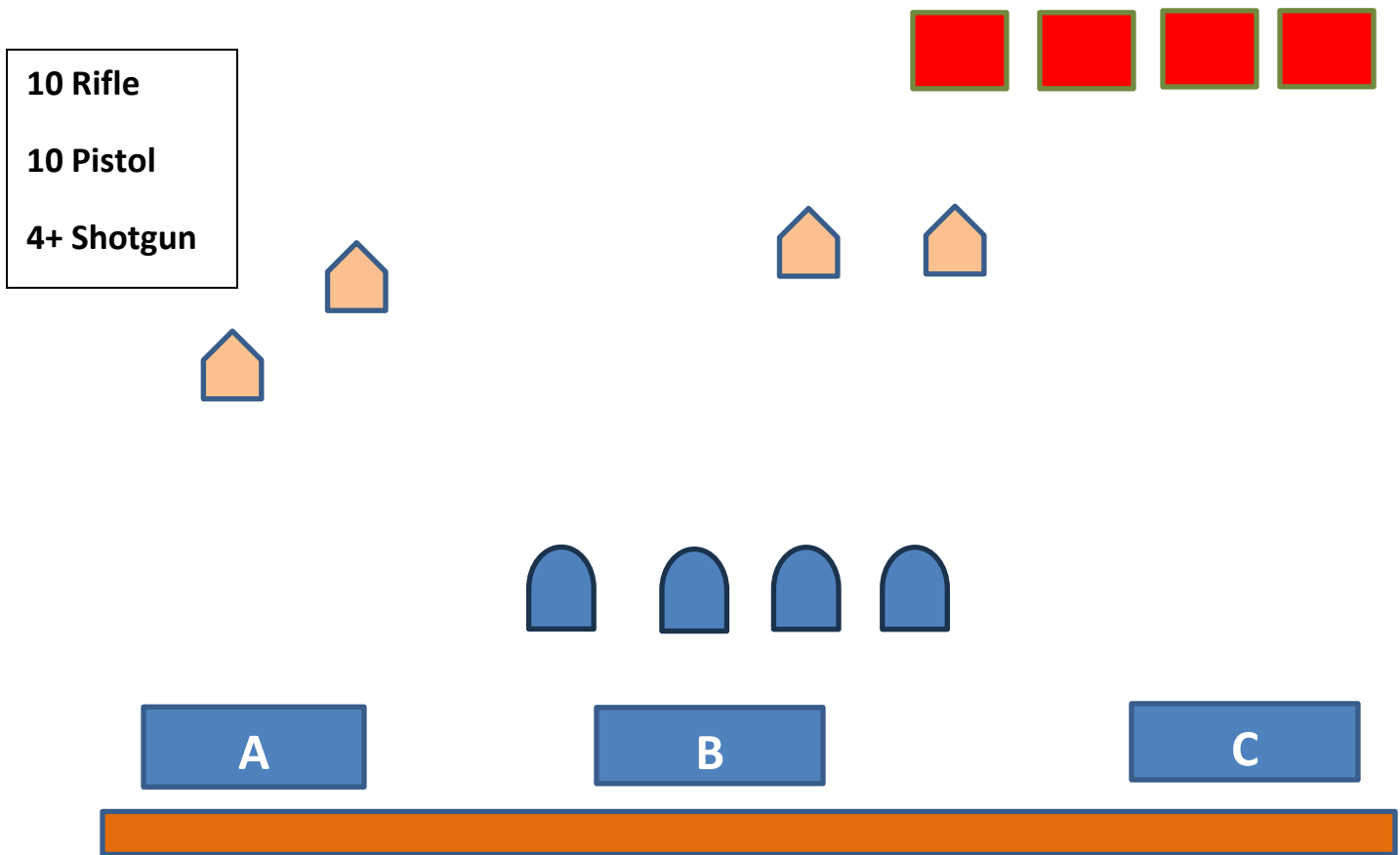
Stage 4 – Bay Three - Middle Gulch

Guns: Rifle loaded ten rounds staged safely, Shotgun open and empty staged safely, Pistols loaded five rounds each holstered.

Start: In front of any table with hands clasped behind your back.

Shooting: Gun order shooters choice. Three positions must be used.

- If with Rifle from table C, engage the four rifle targets in a 2-3-3-2 sweep starting on either end.
- If with pistols from table B, engage three pistol targets in a 2-3-3-2 sweep starting on either end.
- If with Shotgun shoot the four shotgun targets until down.



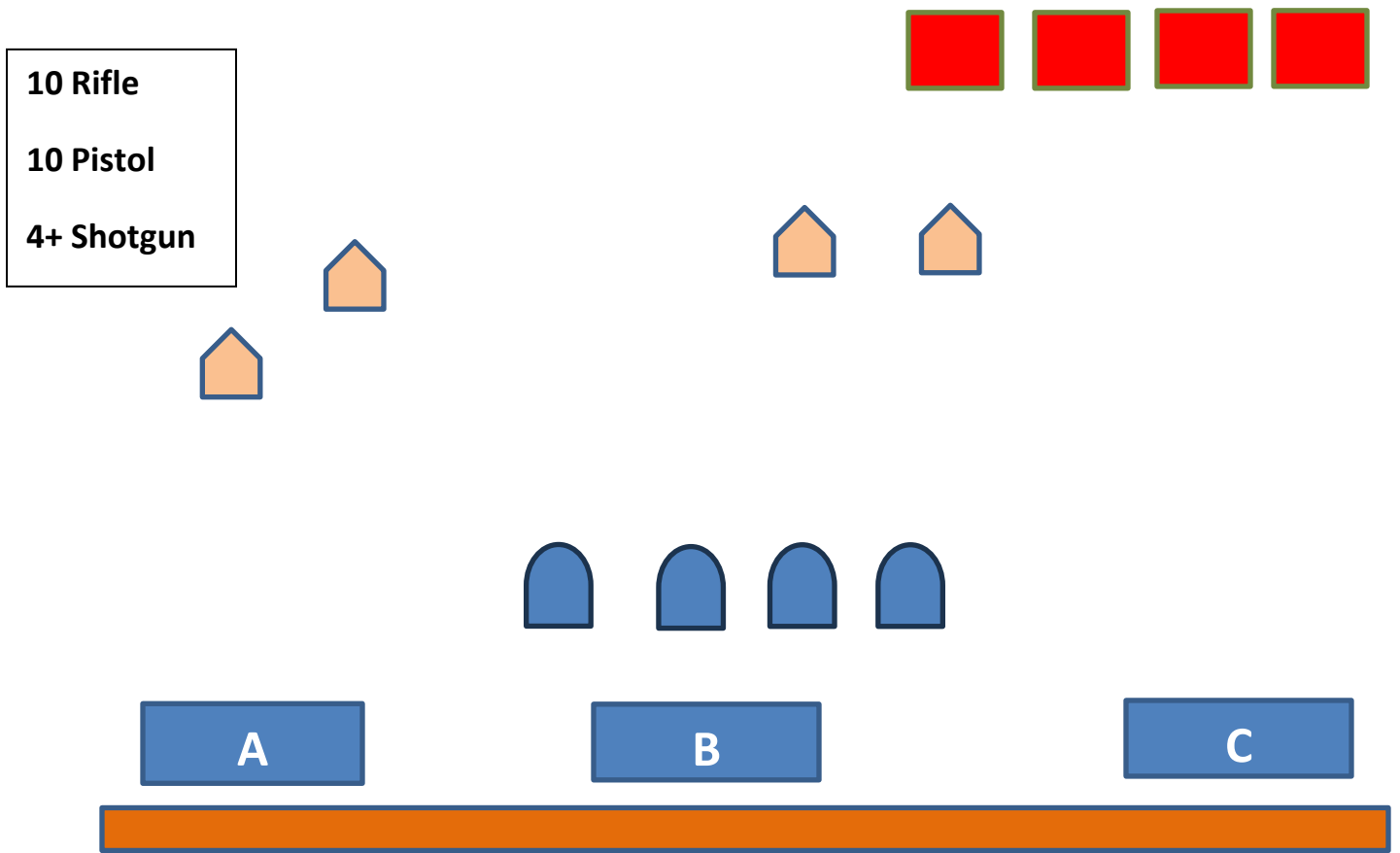
Stage 5 – Bay Three - Middle Gulch

Guns: Rifle loaded ten rounds staged safely, Shotgun open and empty staged safely, Pistols loaded five rounds each holstered.

Start: In front of table A with rifle in hands.

Shooting: Gun order shooters choice. Three positions must be used.

- If with Rifle from table C, engage the four rifle targets in a 4-3-2-1 sweep starting on either end.
- If with pistols from table B, engage three pistol targets in a 4-3-2-1 sweep starting on either end.
- If with Shotgun shoot the four shotgun targets until down.



Stage 6 – Bay Three - Middle Gulch

Guns: Rifle loaded ten rounds staged safely, Shotgun open and empty staged safely, Pistols loaded five rounds each holstered.

Start: In front of table A with shotgun in hands.

Shooting: Gun order shooters choice. Three positions must be used.

- If with Shotgun shoot the four shotgun targets until down.
- If with pistols from table B, engage three pistol targets in a 3-3-2-2 sweep starting on either end.
- If with Rifle from table C, engage the four rifle targets in a 3-3-2-2 sweep starting on either end.